


“ Unlocking the potential  
of Australia’s  
Final Frontier ”

Performance, Integrity, Leadership,  
Focus and Simplicity

ABM IS THE LARGEST LANDHOLDER  
IN THE GOLD EXPLORATION SECTOR,  
CONTROLLING THE UPSIDE OF THE  
MOST UNDER-EXPLORED GOLD BELT  
IN AUSTRALIA.

*1.67 MILLION OUNCES AND  
GROWING.*



**ABM RESOURCES NL**  
(ASX:ABU)

DIGGERS & DEALERS PRESENTATION  
August 2011

Darren Holden - Managing Director

## **DISCLAIMER**

This presentation has been prepared by ABM Resources NL (“ABM” or the “Company”). It should not be considered as an offer or invitation to subscribe for or purchase any securities in the Company or as an inducement to make an offer or invitation with respect to those securities. No agreement to subscribe for securities in the Company will be entered into on the basis of this presentation.

This presentation contains forecasts and forward looking information. Such forecasts and information are not a guarantee of future performance, involve unknown risks and uncertainties. Actual results and developments will almost certainly differ materially from those expressed or implied. ABM has not audited or investigated the accuracy or completeness of the information, statements and opinions contained in this presentation. Accordingly, to the maximum extent permitted by applicable laws, ABM makes no representation and can give no assurance, guarantee or warranty, express or implied, as to, and take no responsibility and assume no liability for, the authenticity, validity, accuracy, suitability or completeness of, or any errors in or omission from, any information, statement or opinion contained in this presentation.

You should not act or refrain from acting in reliance on this presentation material. This overview of ABM does not purport to be all inclusive or contain all information which its recipients may require in order to make an informed assessment of the Company’s prospects. You should conduct your own investigation and perform your own analysis in order to satisfy yourself as to the accuracy and completeness of the information, statements and opinions contained in this presentation and making any investment decision.

## **Technical Statement / Competent Persons Statement**

The information in this report that relates to Exploration Results, Mineral Resources or Ore Reserves is based on information compiled by Mr Darren Holden who is a Member of The Australasian Institute of Mining and Metallurgy. Mr Holden is a full time employee of ABM Resources NL and has sufficient experience which is relevant to the style of mineralisation and type of deposit under consideration and to the activity which he is undertaking to qualify as a Competent Person as defined in the 2004 Edition of the “Australasian Code for Reporting Exploration Results, Mineral Resources and Ore Reserves”. Mr Holden consents to the inclusion in the documents of the matters based on this information in the form and context in which it appears.

Refer to previous Company Press-Releases for full resource estimation details, drill hole details, and intercept calculations. A full list is provided in Appendix 1.

Details of the Buccaneer Gold Deposit Inferred Resource are in Appendix 2.

# Duelling Drill-Rigs?

- In Australia – the next million ounces maybe within shadow of the headframe?
- But where is the next +20 Million ounce deposit going to come?
- Noted mineral economist Richard Schodde\* recently reported:
  - Grass roots expenditure has been stagnant for a decade.
  - Half of Australia's mines to close in 5 to 15years.
  - Depth of discovery is increasing.

**DRILL EARLY**

**&**

**DRILL DEEP**



# ABM - We’ve Only Just Begun

- **November 2009**      **New board appointed at AGM.**
- **December 2009**      **Closed deal with Tanami Gold to acquire projects.**
- **March 2010**          **Closed deal with Newmont to acquire projects – ABM becomes the largest EL/ELA holder for junior gold exploration in Australia.**
- **June 2010**            **Drilling commenced at Twin Bonanza.**
- **July 2010**            **Announced first high grade results from Old Pirate with 35m @ 6.35g/t gold and 5m @ 274g/t gold.**
- **October 2010**        **Oversubscribed share placement / capital raising placing \$10.75 Million at 3.5 cents.**
- **October 2010**        **New higher grade zone discovered at Buccaneer Porphyry 67m @ 2.07g/t gold.**
- **January 2011**        **Best results ever from Buccaneer with 81m @ 2.03g/t gold.**
- **Jan/Feb 2011**        **Additional 28 targets identified at Twin Bonanza Gold Camp.**
- **February 2011**      **MAIDEN RESOURCE FOR BUCCANEER: 1.67 Million Ounces of Gold.**  
**» In ground Discovery Cost for Buccaneer 2010 less than \$3 per ounce.**
- **April 2011**            **99.5% recoveries recorded from metallurgical testing at Old Pirate.**
- **May 2011**            **First 2011 results extend Buccaneer.**
- **June 2011**            **Discovery at the Caribbean Zone with 21m @ 2.55g/t gold.**
- **July 2011**            **Discovery at the Empress Zone with 43m @ 1.02g/t gold.**
- **July 2011**            **Welcomed new cornerstone investor with Craton Capital LLC.**

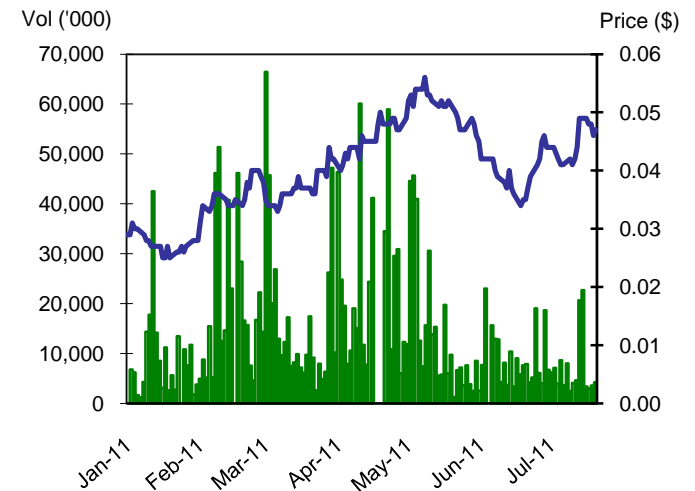
# Structure

**ASX:ABU**

**Shares on issue** = 2,667,749,631  
**Cash (at June 2011) + Raising (July 11)** = ~\$16.5M  
**Market Capitalisation (4.5 cents)** = ~\$120M  
**Fully Diluted Enterprise Value (4.5 cents)** = ~\$125M

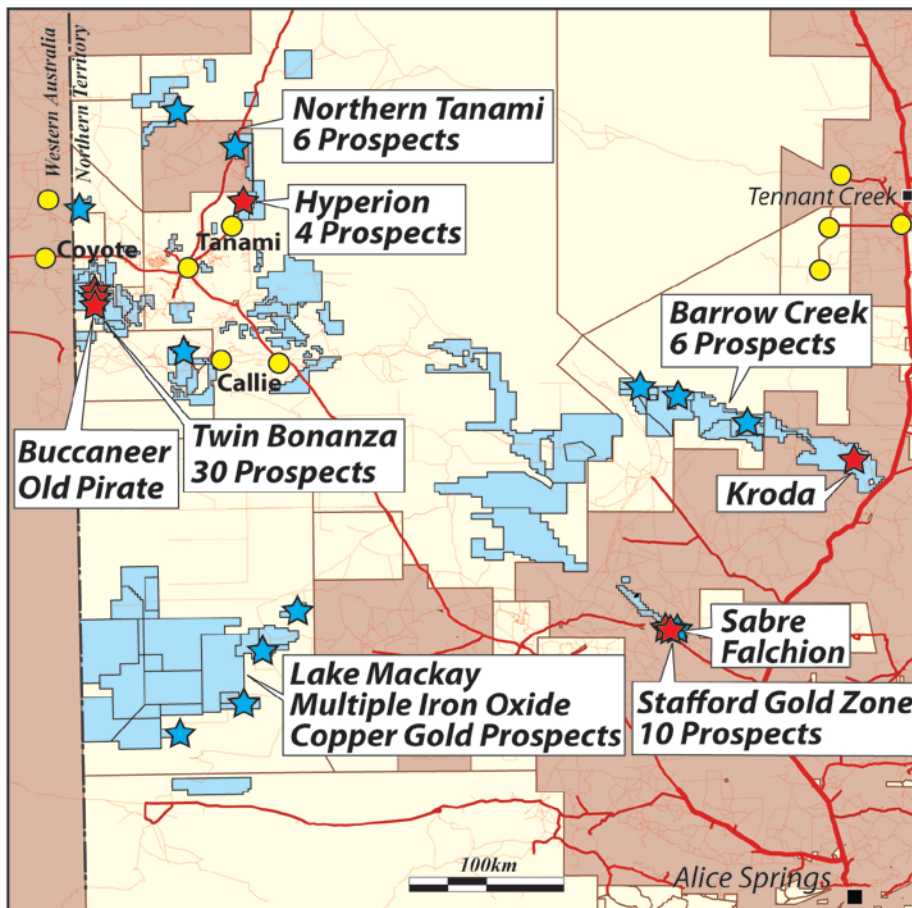
|                                |                         |
|--------------------------------|-------------------------|
| <b>Chairman</b>                | <b>Mike Etheridge</b>   |
| <b>Managing Director</b>       | <b>Darren Holden</b>    |
| <b>Exec Director</b>           | <b>Imants Kins</b>      |
| <b>Non-Exec Director</b>       | <b>Graeme Sloan</b>     |
| <b>Company Secretary / CFO</b> | <b>Jutta Zimmermann</b> |

|                                  |               |
|----------------------------------|---------------|
| Tanami Exploration (Tanami Gold) | <b>19.04%</b> |
| Craton Capital                   | <b>7.04%</b>  |
| HSBC Custody Nominees            | <b>5.24%</b>  |
| Sun Hung Kai Investments         | <b>4.02%</b>  |
| Jemaya Pty Ltd                   | <b>3.75%</b>  |
| JP Morgan Investments Nominees   | <b>3.24%</b>  |
| E. Radford                       | <b>2.68%</b>  |
| N. Featherby                     | <b>2.24%</b>  |
| National Nominees                | <b>1.84%</b>  |
| Rexfam                           | <b>1.60%</b>  |
| Citicorp Nominees                | <b>1.39%</b>  |
| Perth Select Seafood             | <b>1.05%</b>  |
| Geocrust Pty Ltd                 | <b>0.99%</b>  |
| Credit Suisse Securities         | <b>0.81%</b>  |
| D. Holden                        | <b>0.78%</b>  |
| <b>Total Top 15</b>              | <b>55.71%</b> |



**ABM’s Board and Management have a proven track record of grass-roots discoveries.**

# Where are we?




**Callie Mine > 5Moz Au**  
**Tanami Mine > 1Moz Au**  
**Granites Mine > 1Moz Au**  
**Coyote Mine > 500Koz Au**

- ★ Discovery Stage Project
- ★ Prospect
- Mine
- Main Road
- Minor Road
- ABM Exploration
- Licence/ELA
- Land Trust - Freehold



Location Map

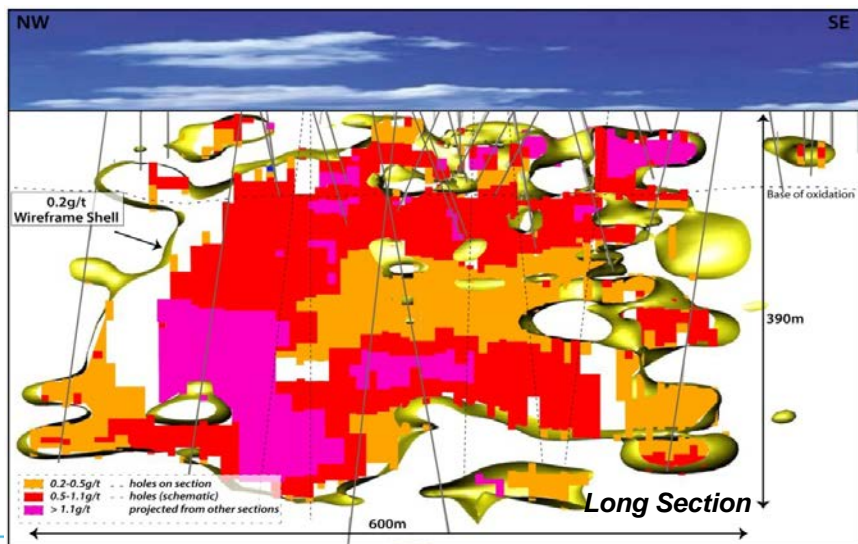
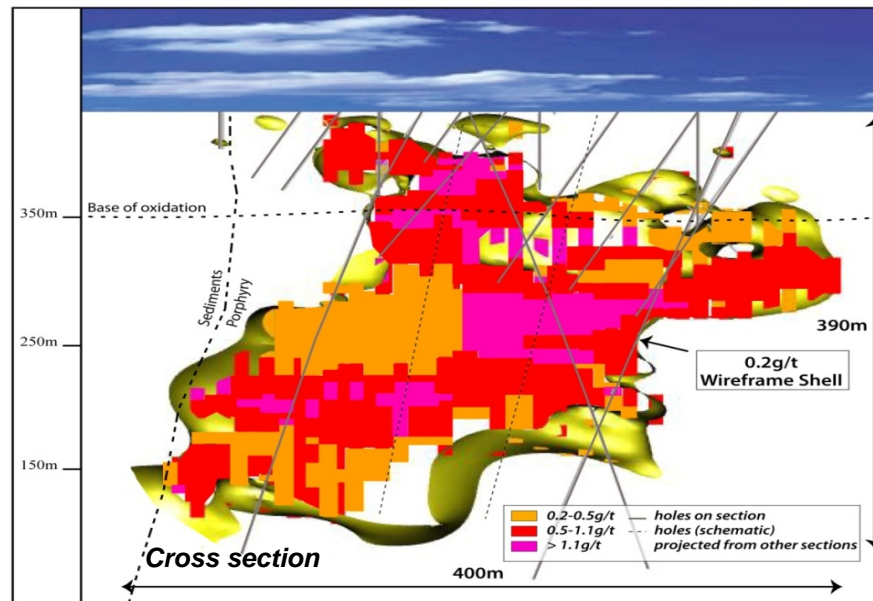


**Australia’s largest EL/ELA position for junior gold**  
**31K sq km**  
**0.4% of Australia’s continental land-mass**

# Twin Bonanza - Buccaneer

## Buccaneer Porphyry Maiden Resource Estimation

- February 2011 Inferred Resource of:
- 65.8Mt @ 0.79g/t Au for 1.67Moz gold (0.2g/t cut-off):
  - 36.9Mt @ 1.01g/t Au 1.2Moz Ounces (0.5g/t cut-off)
  - 8.7Mt @ 2.01g/t Au 0.56Moz Ounces (1.1g/t cut-off).
- Inferred Resource extends over area of 600m x 400m.
- Fully independent by SRK Consulting Ltd.

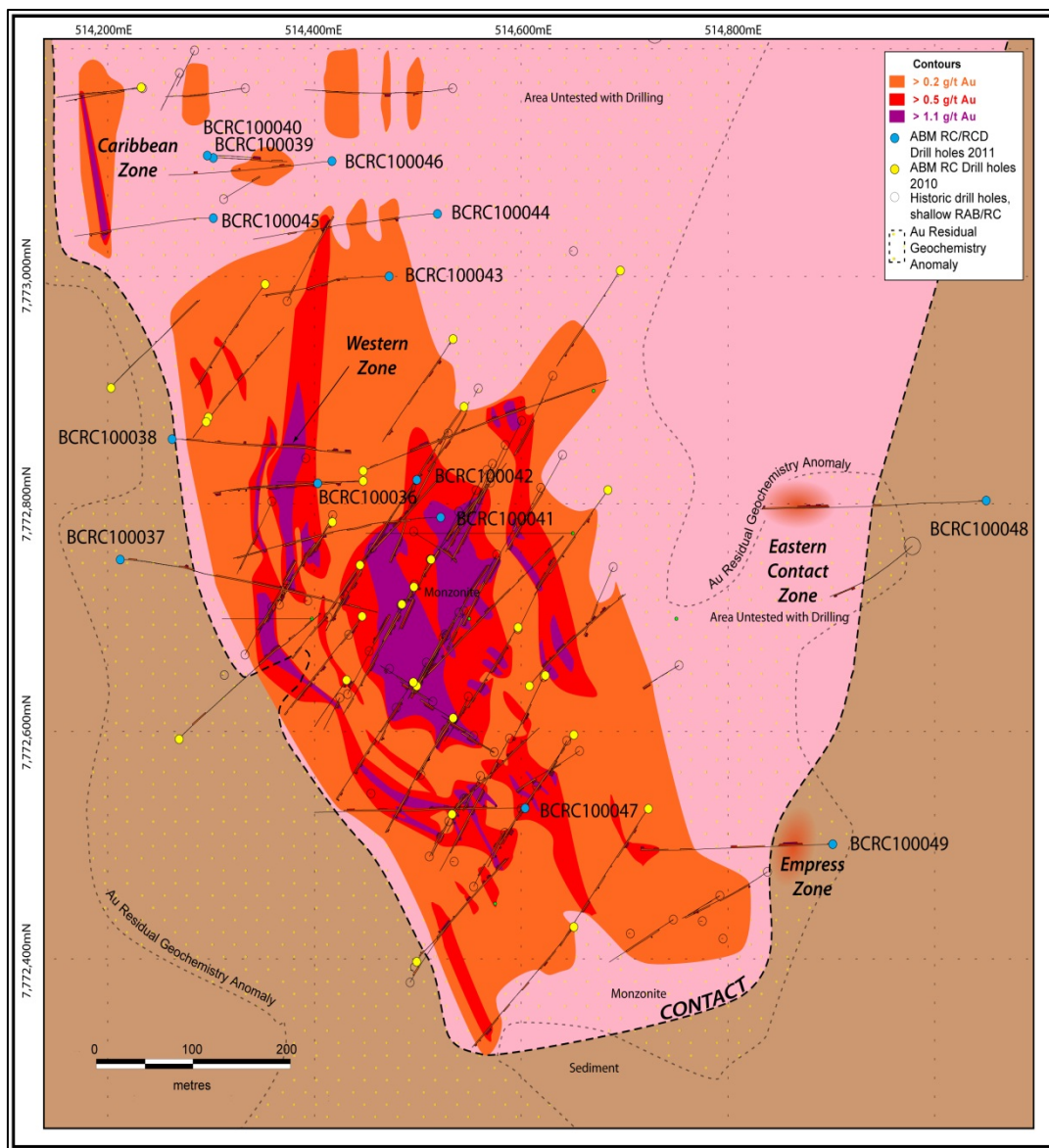


# Twin Bonanza Camp

## Buccaneer Gold Porphyry

- Buccaneer Zone
  - 363m @ 0.59g/t gold including:
    - 202m @ 1.00g/t gold including:
      - 39m @ 2.24g/t gold.
  - 341m grading 0.69g/t gold including:
    - 93m grading 0.70g/t gold and
    - 127m grading 1.18g/t gold including:
      - 67m grading 2.07g/t gold (0.7g/t cut-off).
  - 221m grading 0.95g/t gold including:
    - 172m grading 1.11g/t gold including:
      - 81m grading 2.03 g/t gold.

Plan view of southern portion of the Buccaneer Porphyry Prospect showing drill hole locations and geology. Map includes inferred composite contour at various grade cut-offs from drilling projected from various levels to surface i.e. does not represent single level plan-slice – refer to previous releases for further information.



# Twin Bonanza Camp

## Buccaneer Gold Porphyry



Chlorite / Biotite / Qtz fractures / stock-working in porphyry – typical grade 0.2 to 1.5g/t Au over wide widths.

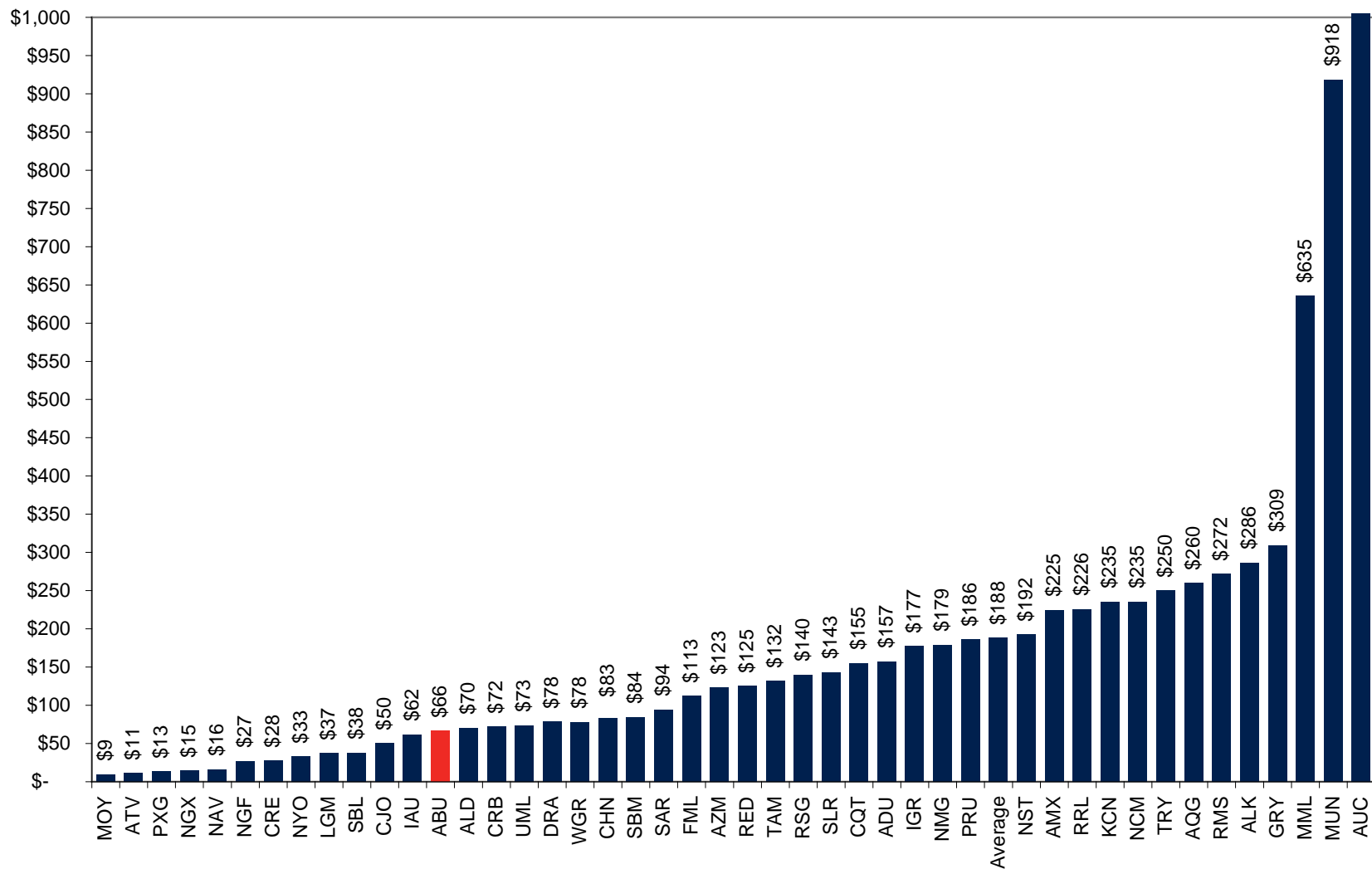


Intense sulphide development with high As / pyrite / alteration. Typical grade 1 to 10g/t Au.



Flat lying grey quartz veins with visible gold. Up to 60g/t Au over narrow widths.

# Explorers - Enterprise Value Per Ounce

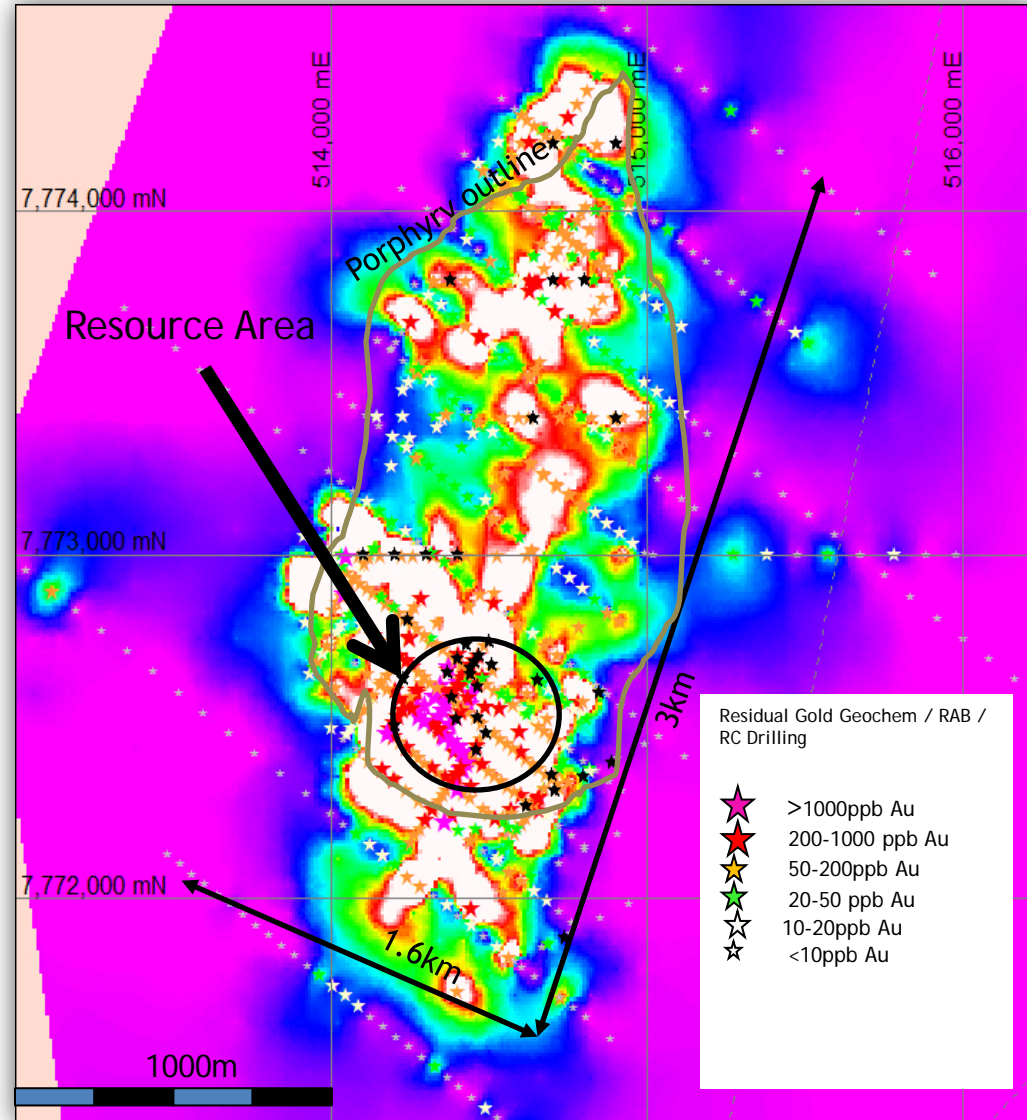


As of 26 July 2011 (Courtesy Patersons Securities Ltd)

# Twin Bonanza Camp

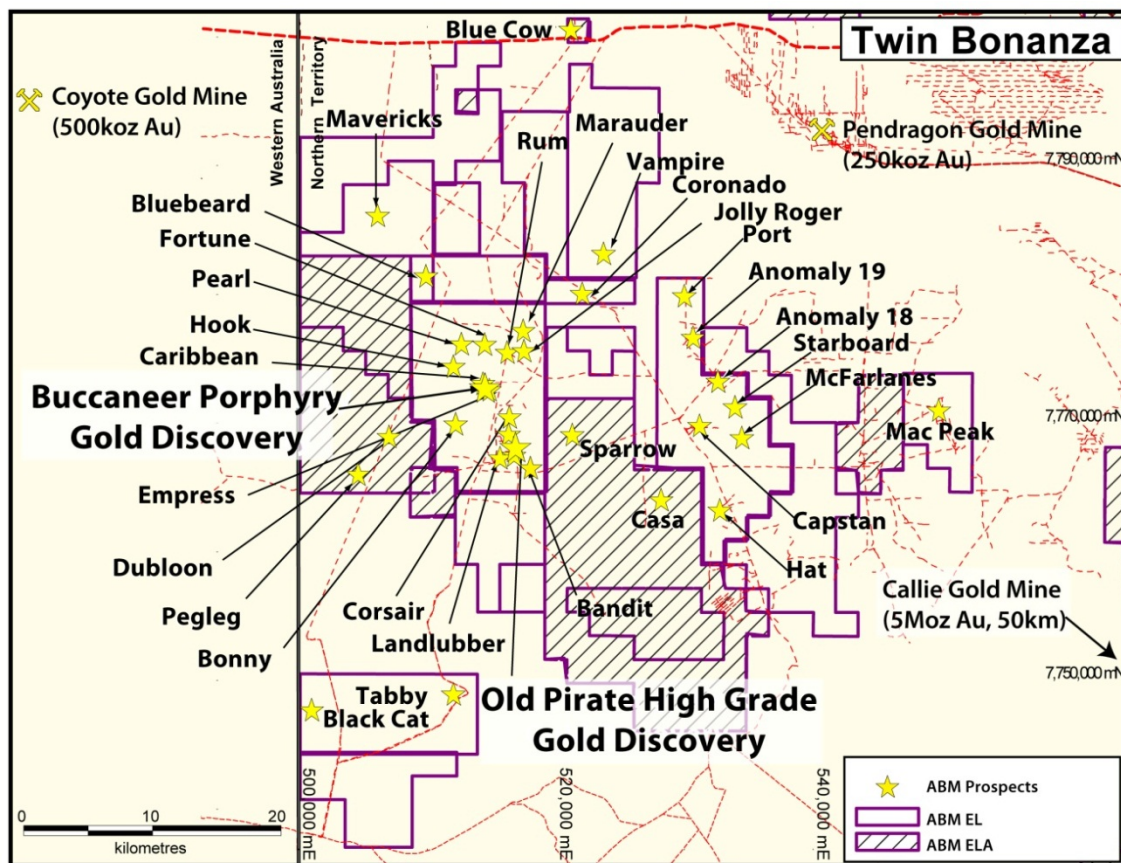
## Buccaneer Gold Porphyry EXTENSIONS

- 1.6km by 3km Gold Anomaly.
- Inferred Resource that only covers a small area of the Prospect.
- 1.2 Million square metres MORE porphyry footprint to be tested by ABM.



# Twin Bonanza Camp - 30 Targets

- The Trans Tanami Structure.
- ~80sq km of anomalism.
- >30 individual targets.
- Both Bulk Tonnage and High Grade.



# Twin Bonanza Camp

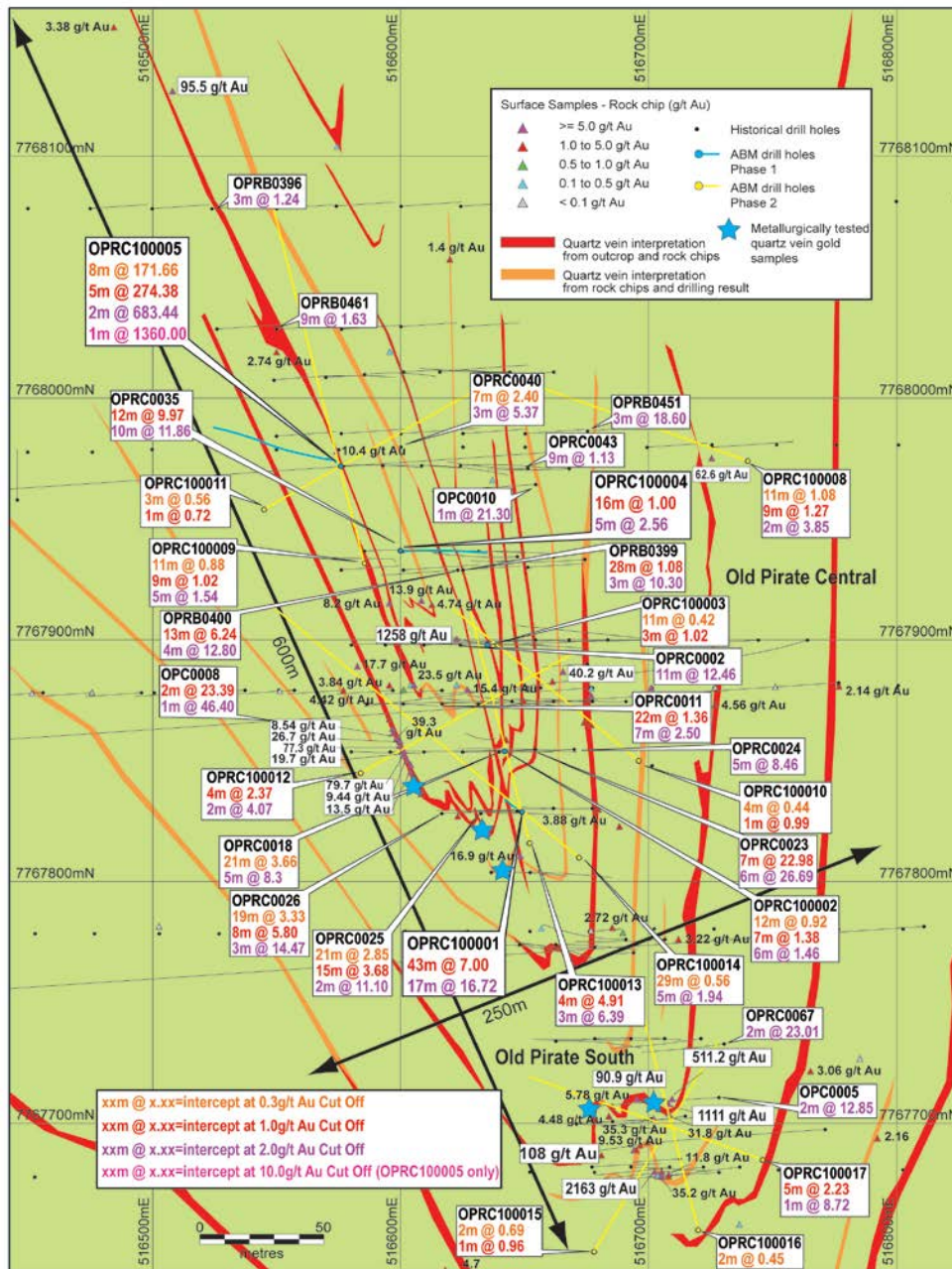
## Old Pirate High Grade Gold Prospect

- 3km long gold anomaly located 1.8km from Buccaneer.
- 600m x 250m long central / south area.
- ABM's first holes drilled best ever intersections:
  - 43m @ 7.0g/t gold inc
  - 17m @ 16.72g/t gold.
  - 5m @ 274g/t gold inc
  - 1m @ 1360g/t gold.

And previous results:

- 6m @ 26.69g/t gold
- 7m @ 22.98g/t gold
- 10m @ 11.86g/t gold
- 13m @ 6.24g/t gold
- 3m @ 10.30g/t gold
- 1m @ 46.60g/t gold.

Refer press release 04/04/2011>





# Twin Bonanza Camp

## Old Pirate High Grade Gold Prospect

- >3km system.
- Metallurgically outstanding:
  - 85.4% recovery from simple gravity concentration.
  - 99.5% recovery from combined gravity concentration + cyanide leach.

*Bulk Trenching Program Underway*



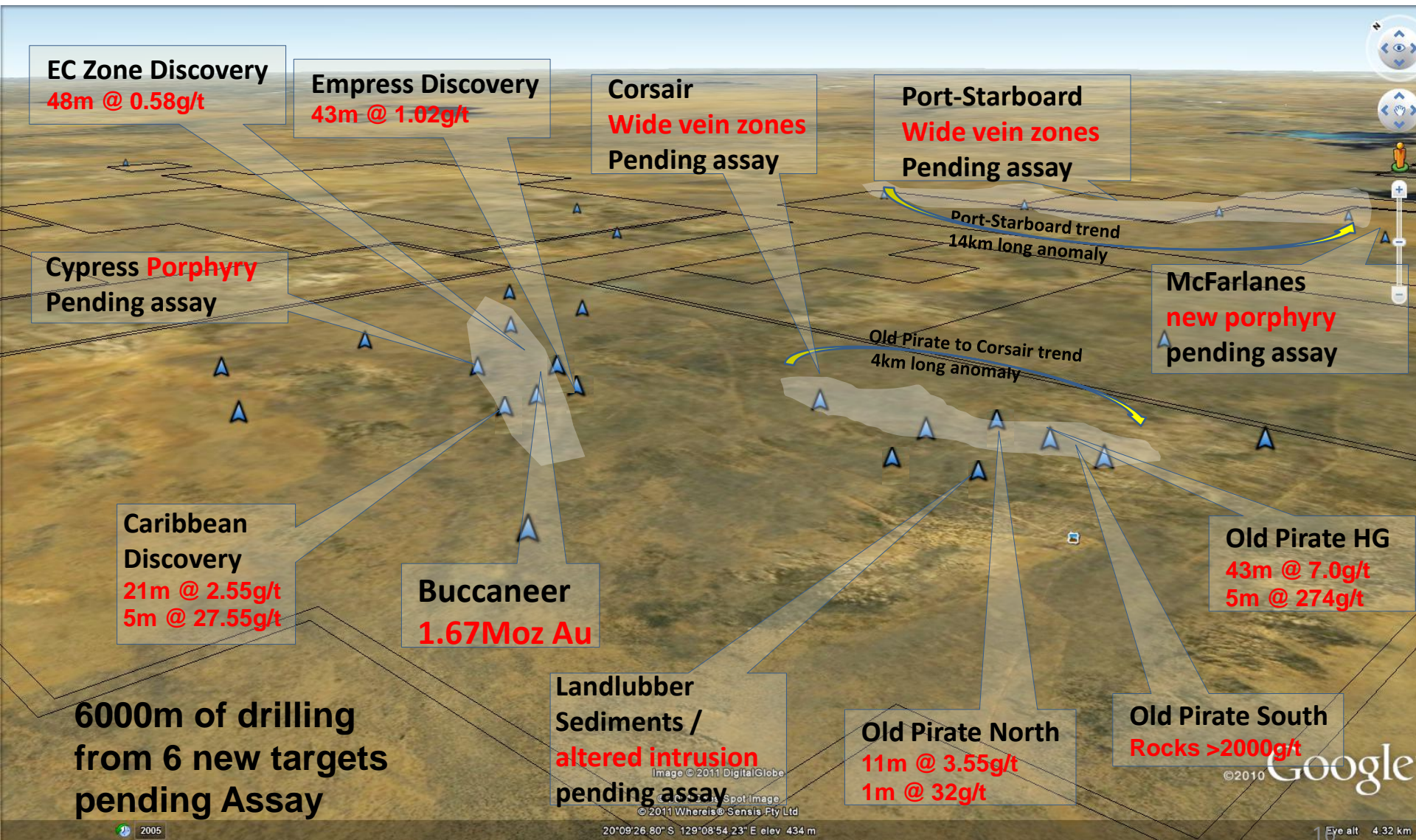
# Twin Bonanza Camp

## Our 2011 Success

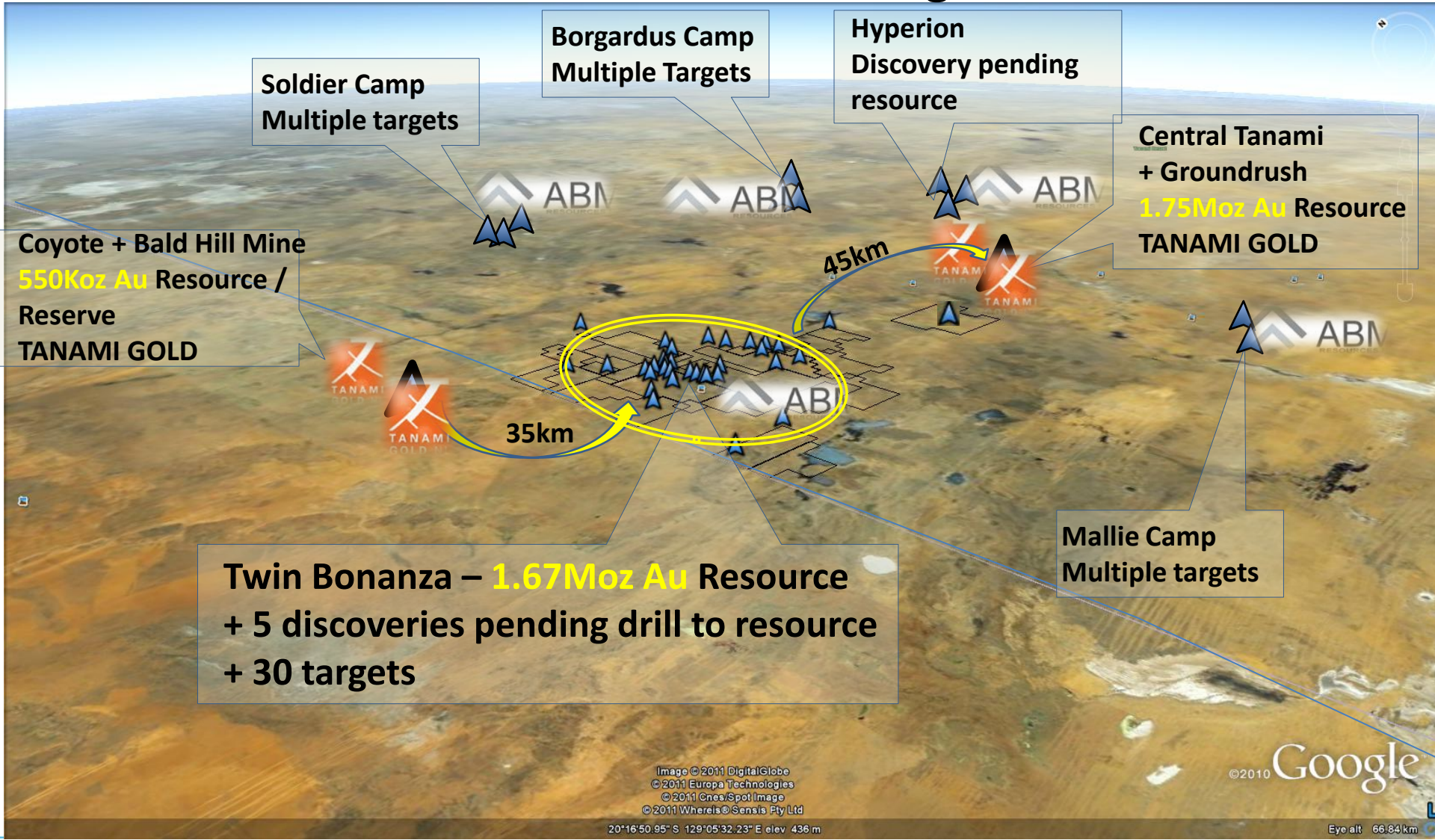
- 3 from 5 targets converted to discovery ALREADY THIS YEAR
- Caribbean Zone (NW of Buccaneer)
  - Porphyry hosted fracture / vein high sulphide (up to 10%)
  - **21m @ 2.55g/t gold incl. 12m @ 3.93g/t Au (OPEN)**
  - **5m @ 27.55g/t gold incl. 2m @ 67.44g/t gold (OPEN)**
- Empress Zone (SE of Buccaneer)
  - Sedimentary hosted oxide mineralisation
  - **43m @ 1.02g/t Au (OPEN)**
- Eastern Contact Zone
  - Separate porphyry hosted zone
  - **48m @ 0.58g/t Au (OPEN)**

• **6000m** of drilling into 6 other TB Camp Targets pending assay

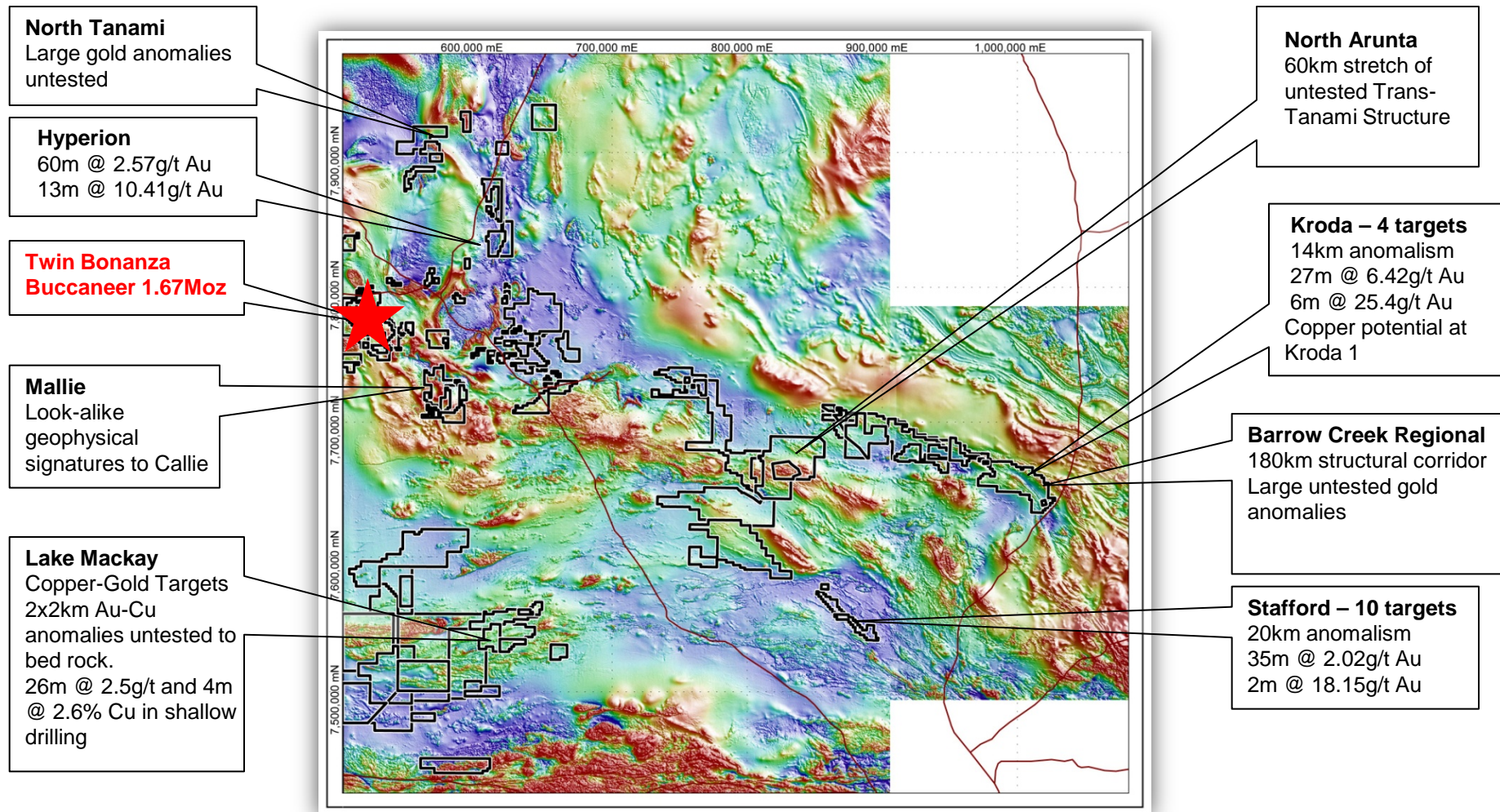
# Twin Bonanza Camp



# Emergent District: ABM Resources & Tanami Gold = ~4Moz Au Resource District and Growing

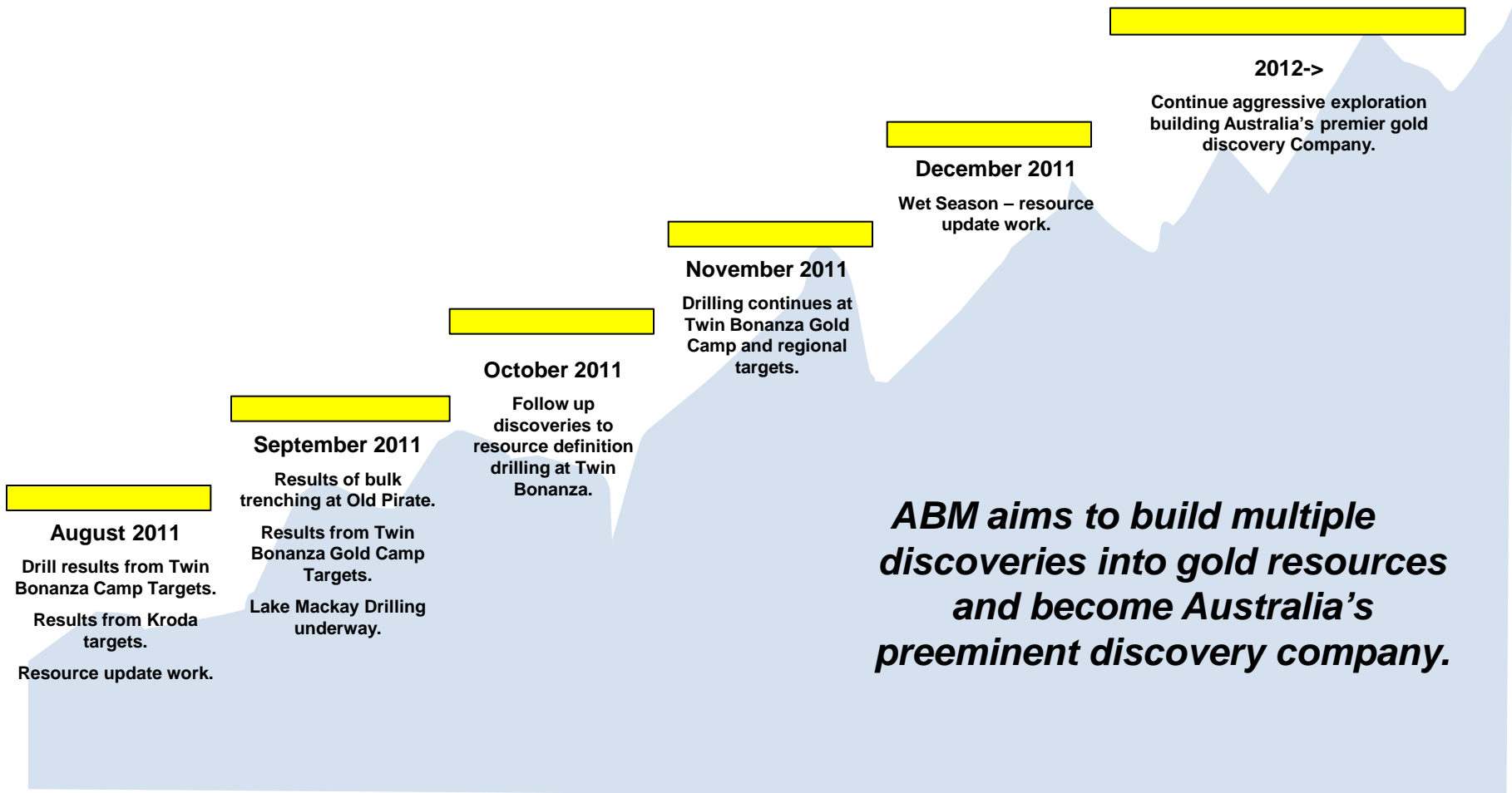


# Other Regional Projects



# Proposed News Flow

## Why buy? Why buy now?



# Summary

## **The Company...**

**Strong Management.**  
**Passionate exploration team.**  
**Flexible and highly mobile setup.**  
**Focused on GOLD and GOLD-COPPER.**

## **The Assets...**

**New Discoveries and 1.67Moz Resource.**  
**~60 Regional Targets.**  
**Largest junior gold land holding in Australia.**  
**Controlling the upside of the most underexplored gold belt in the Country.**

## **The Future...**

**Constant stream of drill results and resource updates.**  
**Advancing Buccaneer.**  
**Drilling early and deep.**  
**Aggressive exploration approach, running multiple rigs simultaneously at multiple locations.**

**wimwa** invite you to come along for a networking  
sundowner session at this year’s **Diggers & Dealers**.

*Proudly sponsored by **ABM Resources**, come enjoy views  
from the historic headframe at the Kalgoorlie-Boulder Museum  
as we celebrate the contribution of women to the mining and  
exploration industry.*

*Drinks and canapés provided.*

**For Further Information Please  
Contact ABM Resources**  
**Managing Director – Darren Holden**  
**CFO / Company Secretary –  
Jutta Zimmermann**  
**Investors Relations Coordinator –  
Berdine Mastaglia**  
[admin@abmresources.com.au](mailto:admin@abmresources.com.au)  
**Tel +61 (0) 8 9423 9777**

**DATE:**  
Tuesday 2nd August 2011

**TIME:**  
6:00pm welcome - 7:30pm finish

**VENUE:**  
The Western Australian Museum  
Kalgoorlie-Boulder,  
17 Hannan Street,  
Kalgoorlie

**ALL ENQUIRES TO:**  
berdinem@abmresources.com.au  
Tel: 08 9423 9777

**RSVP**  
Please RSVP your interest by 26th July



## Appendix 1: List of ASX announcements relating to technical results in this presentation. Please refer for intercept calculation method, resource estimation, assay results and sampling techniques etc.

|  |   |
|--|---|
| 18/07/2011 Further Extensions at Buccaneer and New Porphyry Discovery    | 18/10/2010 Step Out Drilling at Buccaneer Delivers Excellent Intercepts |
| 04/07/2011 New Sedimentary Hosted Oxide Gold Discovery at Twin Bonanza   | 22/09/2010 ABM Continues to Expand Buccaneer Gold Porphyry              |
| 20/06/2011 Drilling Commences at the Kroda Gold Project                  | 13/09/2010 Best Intersection at Buccaneer - 202m grading 1g/t Gold      |
| 17/06/2011 Broadcast - ABM hits New Gold Zone and Extends Mineralisation | 31/08/2010 Update Old Pirate High Grade Gold Prospect at Twin Bonanza   |
| 16/06/2011 Further Success at Buccaneer - Discovery at Caribbean Zone    | 19/08/2010 Buccaneer Porphyry Gold Drill Results Double Vertical Extent |
| 09/06/2011 First 2011 Drilling Extends Buccaneer                         | 27/07/2010 Bonanza Grades at Old Pirate - 5 metres at 274 g/t Gold      |
| 27/05/2011 Notice under Section 708A and Appendix 3B                     | 12/07/2010 Drill Results - 35m at 6.35g/t Au inc 8m at 21.78g/t Au      |
| 10/05/2011 Updated Investor Presentation                                 | 07/07/2010 Exploration Update - Visible Gold at Old Pirate South        |
| 09/05/2011 Exploration Update Twin Bonanza Program Ahead of Schedule     | 15/06/2010 Exploration Update from Twin Bonanza                         |
| 27/04/2011 Extensional Drilling Underway at Buccaneer Western Zone       | 24/05/2010 First Drill Results - High Grade Intercept Extends Sabre     |
| 04/04/2011 Metallurgical Tests Reveal High Quality Ore - 99.5% Recovery  | 13/05/2010 Samples Return 20.3% Copper and 271 g/t Silver               |
| 22/03/2011 Presentation - Twin Bonanza and 1.67 Moz Buccaneer Deposit    | 27/04/2010 ABM Resources Announces the Commencement of Drilling         |
| 21/02/2011 Presentation - 1.67 Moz Gold - And We`ve Only Just Begun      | 16/04/2010 Presentation - The Big 8                                     |
| 21/02/2011 Maiden Resource Estimation for Buccaneer                      | 31/03/2010 Newmont Transaction Complete - Prioritising 8 Discoveries    |
| 03/02/2011 Twin Bonanza Gold Camp Expands to 30 Targets                  | 16/03/2010 Kroda Gold Project - 6 Metres at 25.9g/t Gold                |
| 31/01/2011 New Targets at Twin Bonanza Gold Camp                         | 09/03/2010 Hyperion Gold Project with 60 m at 2.57 g/t Gold             |
| 13/01/2011 Buccaneer Porphyry Delivers Impressive Results                | 02/02/2010 The Old Pirate High Grade Gold Project                       |
| 11/01/2011 Drill Results from the Hyperion Gold Project                  | 01/02/2010 Detail on the Twin Bonanza Porphyry Gold Project             |
| 13/12/2010 Buccaneer Continues To Grow With Step Out Drilling            | 28/01/2010 Acquisition of Advanced Gold Prospects from Newmont          |
| 15/11/2010 2010 Old Pirate Drilling and Screen Fire Assay Program        | 18/01/2010 Exploration Update for Reynolds Range Project Area           |
| 04/11/2010 ABM adds second drill rig to NT exploration programs          | 07/01/2010 ABM Provides Exploration Update for Lake Mackay Project      |

## Appendix 2: Buccaneer Gold Deposit Inferred Resource. Refer release dated 21/02/2011 for further details.

| Cut-off Grade<br>(g/t) | Million Tonnes<br>(Mt) | Gold Grade<br>(g/t) | Contained Gold<br>(Million Ounces (Moz)) |
|------------------------|------------------------|---------------------|--|
| <b>0.2</b>             | <b>65.8</b>            | <b>0.79</b>         | <b>1.67</b>                              |
| <b>0.5</b>             | <b>36.9</b>            | <b>1.01</b>         | <b>1.19</b>                              |
| <b>1.1</b>             | <b>8.7</b>             | <b>2.01</b>         | <b>0.56</b>                              |

*Note – Million Tonnes (MT) rounded to 3 significant figures; gold grade rounded to 2 significant figures and Million Ounces (Moz) rounded to 3 significant figures. Refer to release dated 21/02/2011 for further details.*